

How to guide for the Smoothie Cube Dispenser


Smoothie Cube products are supplied in 2 x 5 litre bag in box (with tap). Ambient storage of up to 9 months. Once opened the product must be kept chilled (use ice packs during service and refrigerate out of service). Once opened and chilled the product has a 5 day shelf life.



1 Remove lid to enable smoothie to be placed inside.




2 Place smoothie into cube.




3 Position tap on smoothie in to the grooved recess at the front of the cube.



4 Place ice packs either side of the smoothie bag.



5 Position the lid securely back on the base of the cube.



6 Open smoothie by pulling perforated tab off tap.



7 Affix the interchangeable display fascia to the front of the cube.



8 Smoothie Cube is now ready for use.