


How to – Juice Cube concept

Juice Cube products are supplied in 2 x 5 litre bag in box (with tap). Ambient storage of up to 9 months. Once opened the product must be kept chilled (use ice packs during service and refrigerate out of service).



1. Remove lid to enable juice to be placed inside




2. Place juice into cube




3. Position tap on juice in to the grooved recess at the front of the cube



4. Place ice packs either side of the juice bag



5. Position the lid securely back on the base of the cube



6. Open juice by pulling perforated tab off tap



7. Affix the interchangeable display fascia to the front of the cube



8. Juice Cube is now ready for use